

- Please access the Options Module via the My Child at School (MCAS) web portal at <https://www.mychildatschool.com> using your current login credentials. You can access the module through the MCAS App, though you may find that has limited display and navigation via a smartphone.
- The following example screenshots, show where to find options on your MCAS dashboard and the steps you will need to follow to submit your child's options

MCAS DASHBOARD - 'Options' can be found in the menu or category section

The screenshot displays the MCAS dashboard for Carshalton Boys Sports College. The top navigation bar includes the school logo, a hamburger menu, the school name, and utility icons for language, shopping, phone, notifications, and user profile. The main dashboard area is divided into several colored modules: Homework (red), Catering (blue), Announcements (purple), Clubs & Trips (green), Rewards & Sanctions (teal), Detentions & Interventions (red), and Outstanding Payments (blue). A sidebar menu on the left lists various navigation options, with 'Options' at the bottom. A yellow arrow points from the 'Options' menu item to the 'Options' module on the dashboard.

Student

- Dashboard
- Data Collection Form
- Announcements
- Attendance
- Rewards & Sanctions
- Detentions & Interventions
- Exam Timetables
- Homework
- Reports
- Timetable
- Academic Calendar
- School Shop
- Clubs
- Trips
- Options

Homework *Does [] have homework?* More

Assigned Date	Homework Title	Due Date
No Homework data found		

Catering *Catering Summary*

Credit Balance Summary

Deposit Amount : £

Add to Basket

Announcements More

No Announcements data found

Clubs & Trips *[] upcoming club & trips*

No Clubs data found

Rewards & Sanctions More

Date	Description	Status
No Rewards & Sanctions data found		

Detentions & Interventions *[] recent detentions* More

No Detentions data found

Outstanding Payments More

Item	Amount	Due Date
No Outstanding Payments data found		


Options More

Setup Name	Timeframe	Status	View Only
Trial - Pathway - <input type="text"/>	<input type="text"/>	New	Editable

STEP 2

Choose your child's 'Option' choices by using the drop down

For example.


CARSHALTON BOYS SPORTS COLLEGE

Pathway Template
Name: Tutor group:
Common rules:

1 — 2 — 3 — 4

Step 1
Choose only 1 item from Step 1

Choice 1
Select Item ^
Search Q

Construction
Business Studies

Save for later **Next →**

Once choices have been selected, you will see the following message and your child's preferences.

A form can only be submitted once and cannot be changed later. If you would like to modify it, use the Save for later button. If you go back, the preferences will be reset. You may need to check the preferences again.

Once you are happy with your son's choices, click on submit. Any changes you wish to make following this, please email the details/changes to Allie Insch - ainsch@carshaltonboys.org

For Example.

1 — 2 — 3 — 4

ⓘ Please check your subject order of preference before submitting. ☰ Set Preference

Option Block 1 Choose only 1 item from Option Block 1 • Choose maximum 1 reserve subjects from Group Edit
Option Block 1

Construction Example Preference
 Business Studies Example Reserve

Option Block 2 Choose only 1 item from Option Block 2 • Choose maximum 1 reserve subjects from Group Edit
Option Block 2

Photography Example Preference
 Drama Example Reserve

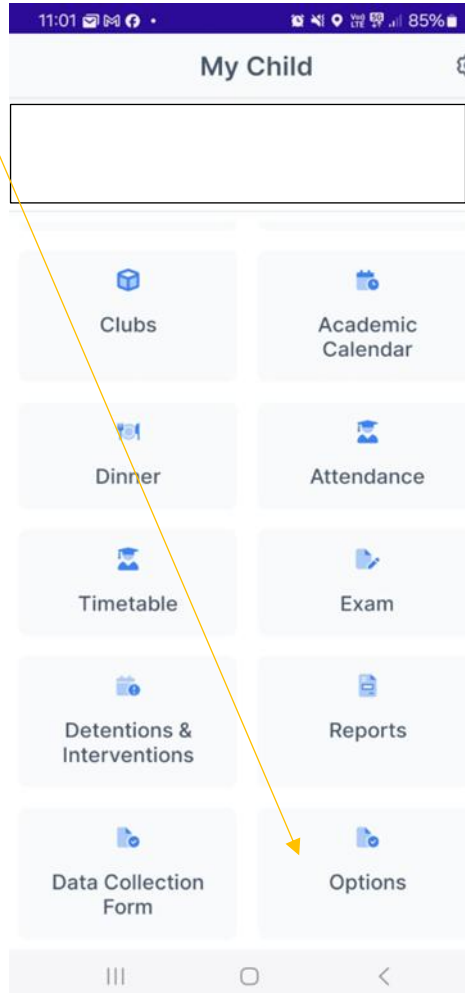
Parental Comments

A form can only be submitted once and cannot be changed later. If you would like to modify it, use the Save for later button. If you go back, the preferences will be reset. You may need to check the preferences again

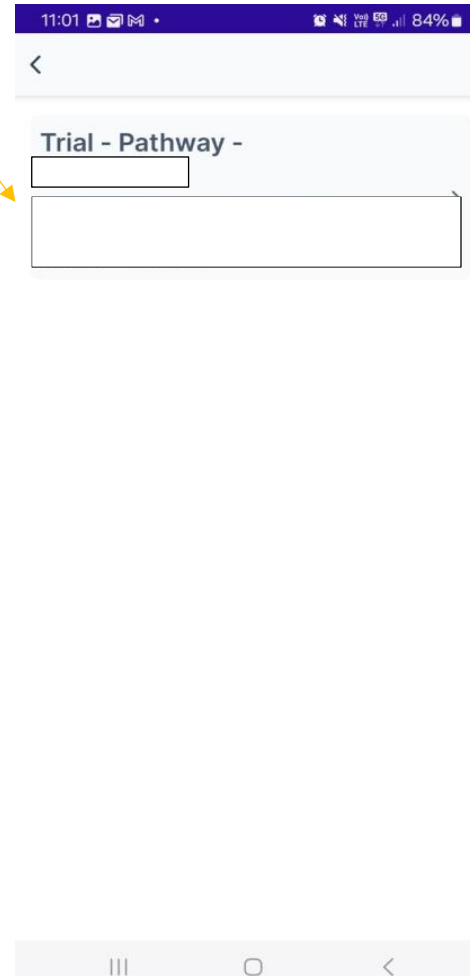
Previous Save for later Submit

Access to the Options Module via the MCAS App Dashboard, can be accessed, however your smartphone display maybe limited, and it may be difficult to navigate to see/make your son's 'Option' choices.

STEP ONE –
Click on
'Options'



STEP TWO – Click
into the next
page



STEP THREE - Work
through the screens to
confirm your son's
preferences and reserve
choices as required